




THE JON SMITH GROUP



**SWIFTWALL**®  
SOLUTIONS



*PRODUCT OFFERINGS*



# SWIFTWALL<sup>®</sup>

SOLUTIONS

SwiftWall Solutions began with the idea to provide a reusable, fast, and simple temporary wall and construction barrier structure. Our lightweight system is easy to install, remove, and relocate, providing professionals in the construction industry with tools that make their lives safer and more productive.



# PANELS

Isolate and contain any worksite with SwiftWall Panels. Made of ABS (Class A fire-rated material optional) and featuring a R7 insulative value, our non-hydroscopic SwiftWall Panels also help keep the noise down with a STC21 sound rating.

Standard Panels are manufactured to a sturdy 4' wide and 1" thick, and come in lengths of 4', 8', 10', 12' and 16'. Panels can be stacked as high as required by using C-Channels and a support skeleton such as metal stud framing. Consult with a SwiftWall sales representative for more information.

## Standard Sizes

4'  
8'  
10'  
12'  
16'

All standard sizes are manufactured to 4' wide by 1" thick

## Weight

4': 17.5lbs  
8': 35lbs  
10': 44lbs  
12': 53lbs  
16': 70lbs


## Material

ABS with aluminum joiners and polyisocyanurate core (Class A fire-rated material available upon request)

## Finish:

Option 1: White light-sheen matte hair-cell ABS  
Option 2: Powder coated semi-gloss aluminum (Class A Only)

**SDS:** Printed copies available upon request.



The male and female joiners (patent pending) on every SwiftWall panel ensure a secure and virtually seamless fit.

SOLUTIONS  
**SWIFTWALL**®



SWIFTWALL.COM

616.366.4242

## DOORS & WINDOWS

Our selection of door and window treatments can turn any SwiftWall structure into a convenient office, conference room, or breakroom. Single and double door options are available to ensure you're getting the most out of your temporary worksites.

**Size:**

*Single Door - 48" wide  
(36" x 88" entryway size)*

*Double Door - 96" wide  
(93" x 88" entryway size)*

**Weight:**

*Single Door - 75lbs*

*Double Door - 150lbs*

**Material:** ABS with aluminum joiners and polyisocyanurate core

*Class A fire-rated material available upon request*


**Included Hardware**

- Lock
- Handle
- Magnetic hold
- Barrel Bolt (*Double Door Only*)

**Finish**

Option 1: White light-sheen matte hair-cell ABS

Option 2: Powder coated semi-gloss aluminum (*Class A Only*)



Two door handle styles available



## TRACKS & C-CHANNELS

Every SwiftWall project begins with our Track and C-Channel System. Comprised of durable powder-coated aluminum, these sturdy tracks provide a strong and rigid framework for every SwiftWall structure, and can be cut on-site to suit builds of any size.

Once the Tracks and C-Channels are secured, SwiftWall Panels quickly and easily slide in place to create a temporary structure.


### TRACK

**Size:** 4" x 2 3/4" x 10' – cut to length

**Weight:** 8.85lbs

**Material:** Industrial extruded aluminum

**Finish:** Powder coated white, semi-gloss.




### C-CHANNEL:

**Size:** 2" x 1" x 10' – cut to length  
(8', 12', and 16' C-Channels also available)

**Weight:** 3lbs

**Material:** Industrial extruded aluminum

**Finish:** Powder coated white, semi-gloss.




### CORNER CHANNEL:

**Size:** 3" x 3" x 10' – cut to length  
(8', 12', and 16' Corner Channels also available)

**Weight:** 5.25 lbs

**Material:** Industrial extruded aluminum

**Finish:** Powder coated white, semi-gloss.



S W I F T W A L L  
S O L U T I O N S



SWIFTWALL.COM

616.366.4242



## SWIFTKITS<sup>®</sup>

All SwiftWall products deploy rapidly and easily, but none more so than SwiftKits. Our office and conference room kits can help mobilize your team quickly so you can focus on what you do best.

Each SwiftKit comes ready to install with 8' walls, pre-cut tracks and channels, and all the hardware needed to setup your temporary worksite. Choose from one of our standard kits or create your own by speaking to a sales representative.

### OFFICES

**Single Office:** 8'x8'

**Single Office:** 12' x 12'

**Double Office:** 24' x 12'

**Triple Office:** 36' x 12'

**Quad Office:** 48' x 12'



### CONFERENCE ROOMS

**Standard Conference:** 24' x 12'

*Other options available*

*Class A fire-rated options available upon request*





**SWIFTWALL**<sup>®</sup>  
SOLUTIONS

Trusted by these organizations and many others





# THE JON SMITH GROUP

Proudly Servicing the Southeastern United States

website: [www.thejonsmithgroup.com](http://www.thejonsmithgroup.com)

email: [info@thejonsmithgroup.com](mailto:info@thejonsmithgroup.com)

phone: 404-407-5333